

Low-intensity L810 Single Aviation Obstruction Light

AL-LI-B2



This Low-intensity light is a steady burning aviation obstruction light designed for marking top of obstacle that do not exceed 45 meters in height.

Compliance

- ICAO Annex 14 Volume 1, Seventh edition, 2016, table 6.3 Low Intensity Type A / B / E Obstacle Light
- FAA L-810

Features

Electrical

- 3 high power CREE LED, make sure LED keep bright while use
- Power supply in DC(48V)& AC(110-240VAC), the light could work normally when input 48VDC/110VAC/240VAC
- LED power supply board includes short circuit and open circuit protection, Line surge protection by metal oxide varistor

Physical

- Bird deterrent spike on top
- Unique designed PMMA lens for converging light and good transparency
- High translucency and anti-UV polycarbonate cover could use 3-5years without yellowing
- UV protection Powder coated bright yellow color base make better visibility and also long life in harsh environments
- Base material is die casting aluminum which has strong corrosion resistance, Shock and Vibrations protection
- 3/4inch thread hole make pole installation easy
- No screw fix type - just twist, the cover will be fixed tightly

System design

- Built-in photocell for day/night operation(dusk to dawn operation, automatically turn on when background luminance is below 50cd/m²)
- Steady(factory setting)/20FPM/30FPM/60FPM DIP switches on PCB
- Surge and lightning protection

Optional

- Alarm contact(NO COM NC)for remote monitoring
- Infrared LED for pilot using NVG
- GPS sync flashing

Application

- AL-LI-B2 low-intensity light could be used alone on the top of the High-rise Building, High Chimney, marking towers (Telecom, GSM, Microwave & TV), High Pole, Tower Crane, Wind Turbine, etc when the height is lower than 45m.
- When obstacle object is higher than 45m, AH-LI-B2 can be used with Medium-intensity or high-intensity obstruction light to indicate hazardous obstructions with a steady red safety light.



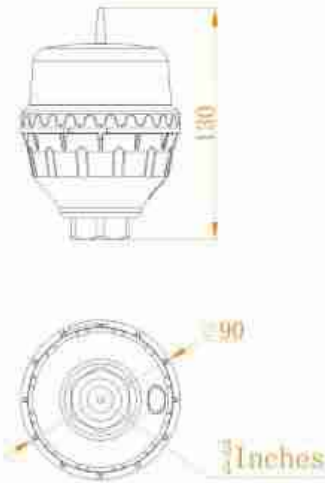
APPLICATION



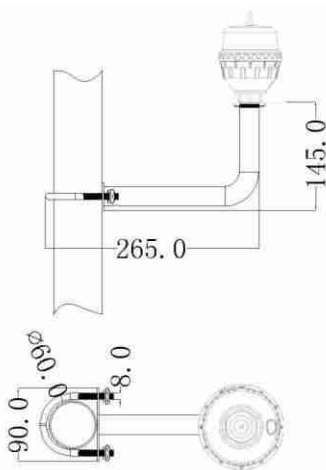
Low-intensity L810 Single Aviation Obstruction Light

AL-LI-B2

Dimension(unit:mm)

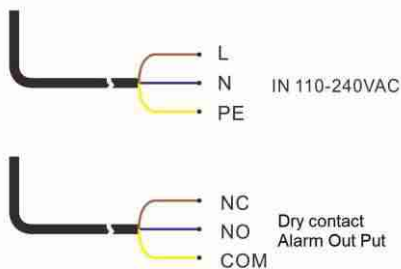


Installation



(Mounting bracket is charged separately, and size is customized)

Wiring diagram



SPECIFICATIONS

AL-LI-B2 Low-intensity L810 Single Aviation Obstruction Light

Light Characteristics

Light Source	LED
Available Colors	Red(Other color is optional)
Intensity(candela)	≥32.5cd(type B),others optional(10cd, 100cd,etc)
Horizontal Output(degrees)	360
Vertical Divergence(degrees)	≥10
Flash Characteristics	Steady-burning/20/30/60 adjustable
Operation Mode	Dusk-to-dawn Automatically as standard.
LED Life Experience(hours)	>100,000

Electrical Characteristics

Operating Voltage	DC(12V, 48VDC) or AC(110-240VAC) or others
Power(W)	2.5
Lightning surge	IEC61000-4-5 L- N ±3kV IEC61000-4-5 L- PE ±6kV IEC61000-4-5 N- PE ±6kV IEC61000-4-2 Contact discharge 8kV
Electrostatic	Integrated
Circuit Protection	Integrated

Physical Characteristics

Body Material	Polycarbonate
Base Material	Die-casting aluminum
Mounting	3/4 inch pipe thread as standard. 1inch as option
Dimension(mm)	Φ90×130
Weight(kg)	0.3
Product Life Expectancy	5 years Plus

Environmental Factors

Ambient Temperature(°C)	-40~55
Storage temperature(°C)	-55~70
Humidity	10%-95%RH(No condensation)
Wind Speed	240Km/h
Waterproof	IP66

Compliance

ICAO	Annex 14 Volume 1,'Aerodrome Design and Operations' Seventh edition July 2016, table 6.3 Low-intensity Type A/B/E Obstacle Light L-810
FAA	L-810

Options Available

Flashing rate	NVG(Night Vision Goggles) compatible LED
GSM Monitoring	Dry contact alarm(NO COM NC)
GPS sync flashing	



Low-intensity L810 Single Aviation Obstruction Light

AL-LI-B2

Configuration

Model	Power input	Flash rate	Photocell	Dry contact Alarm	GPS sync flashing	Control
AL-LI-B2	110-240Vac&48dc 12Vdc 24Vdc 36Vdc	Steady 20FPM 60FPM 40FPM 30FPM	Built-in No Photocell	No Alarm Alarm	NO SYNC GPS SNYC	Used alone Used with controller

Remark: The first line is the factory setting if no special request.