

Company History

Mimic was started in 1971 as a manufacturer of electronic and mimic displays. Over the years the company built up expertise in other areas, including control desks, software and display electronics. As a result of our constant growth and success, and the many overseas contracts we have undertaken, it became necessary to split the company into two groups i.e., Crafts and Components. This guarantees our patrons dedicated and personalised service in whichever department they chose to deal with.

Manufacturing Division - Mosaic Mimic Panels

Mimic offers a wide range of Mosaic Tiles (including an aluminium grid system). Apart from mosaics, we also produce excellent photo anodised aluminium face plates.

We boast large bed computerised engraving facilities and fully equipped cad facilities for our engraved mimics. We also pioneered the revival of rear engraved perspex mimics using new materials which cut cost without compromising quality.

Crafts also manufactures superior quality consoles which are aimed at the 'up' market segment geared towards prestige control rooms. Control desks are tailored to customer specifications and specifically made to house computer based systems.

Components Division

Components cc was born as a direct result of the growing demand for specialised control components. The company is now able to accommodate clients with specific requirements in the area of operator interface (informing and warning).

We are the leaders in led pilot lights and filament lamp replacements. Besides the wide range good quality electrical and electronic components we supply, we also manufacture a large range of big digit displays, alarm displays and alarm annunciators and Prepaid meters.



Fig. A shows the convenience of fitting monitors directly into our mosaic (Hong Kong airport bridge)



Fig. B shows the practicality of our tailor made console desks (rail control)

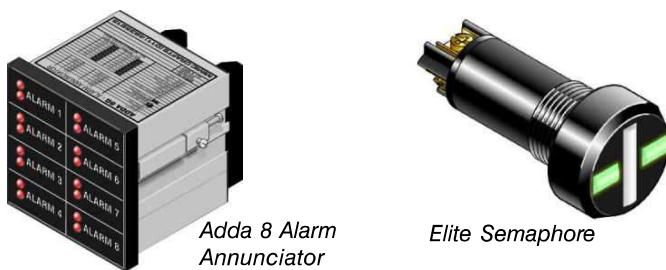


Fig. C shows some of the many components we have in our range of products






Fig. C shows a large mimic supplied to India with bar graphs, digital displays, status leds and alarm windows, all driven by modbus. This is part of a large project where four mimic panels will be updated by signals from central control via satellite link.



Mosaic Mimics & Tile System

THE **MOSAIC MIMIC** HAS ADVANTAGES IN THAT IT CAN BE **UNLIMITED IN SIZE**, IS EXTREMELY STURDY AND INDIVIDUAL TILES CAN BE **CHANGED** AFTER THE MIMIC HAS BEEN COMPLETED.

THE SYSTEM

The 'MASTERTECH' System is composed of modular elements. The graphic display is on tiles which are plugged into a grid constructed from interlocking long and short sections. As both tiles and grid are made from polycarbonate (Makrolon) which is a stable heat resistant material, they have matching expansion characteristics.

THE MIMIC (GRAPHICS)

All artwork is computer generated directly from approved cad drawings. This produces superior quality, exactly as per drawing. CAD information is kept on computer and extensions can thus be done exactly the same as the original thus keeping the quality of installation at a high standard at all times.

All symbols, lines etc are totally engraved and the outline filled in black. This outline engraving improves the visibility, enhances quality and the engraving cannot be removed even with excessive cleaning.

THE GRID

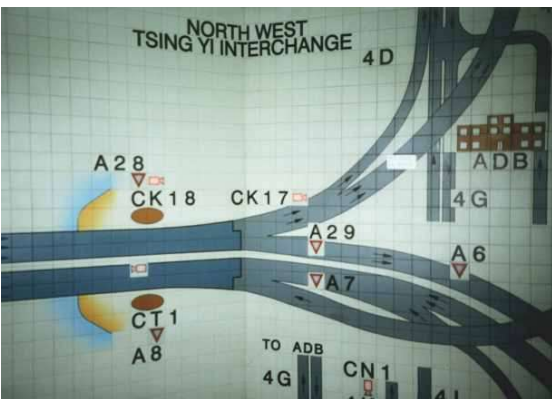
The grid is assembled from interlocking dovetailed sections with staggered joints. This system provides a rigid and robust structure for the mimic panel. The grid incorporates fixing holes for fitting of P.C. Boards etc. The clear rear surface of the grid frame is ideal for neat fixing of wiring trunking etc. If parts are cut or removed to fit instruments, the mosaic grid can be replaced in small modules (2 x 4 tiles). Pre-punched strengthening channel is available for secure fixing with screws onto moulded holes. This is also ideal for fixing components onto the grid.

THE TILES

Tiles are available in 24 x 24, 24 x 48 and 48 x 48mm in light grey and black. Tile attachment is symmetrical so they can be rotated through 90°. The surface is anti-glare. Tiles (including the first tile) can be removed from the front using a special tool. Tile construction is extremely precise and size does vary by more than 0.03mm along any edge. The tile fits extremely well when assembled. Rear illuminated tiles are available in single section, double section and triple section illumination. (E.g. Run, stop and trip in 1 tile).

Suitable for any layout, from building fire alarms, conveyor control or Power and Water Reticulation and even highway management (GEC Hong Kong). Suitable for use with layouts that have infrequent changes. It is the more "Upmarket" way of producing mimics as all border units & flow unit borders can be filled in a different colour (Typically Black) to the internal colour, this results in bolder more visible mimic diagrams. Can also be used for mimics which require no colour except the black out lines.

Size: Mosaic Mimics are unlimited in size





Above shows part of factory showing ALUTECH control desk under construction with one of our Control Room Clocks on the wall behind.



Above shows Mimic Group of Companies