

**INTRODUCTION**

Loop isolators provide signal protection by electrically isolating the input signal from the output.

**TxIsoLoop-1** and **TxIsoLoop-2** simplify your application and avoid the undesirable ground loops by providing single and dual loop galvanic isolation. The 0/4-20 mA input is measured and an identical isolated signal is reproduced at the output. Power is drawn from the 0(4)-20 mA input loop, thus no auxiliary power or an external power supply is needed.



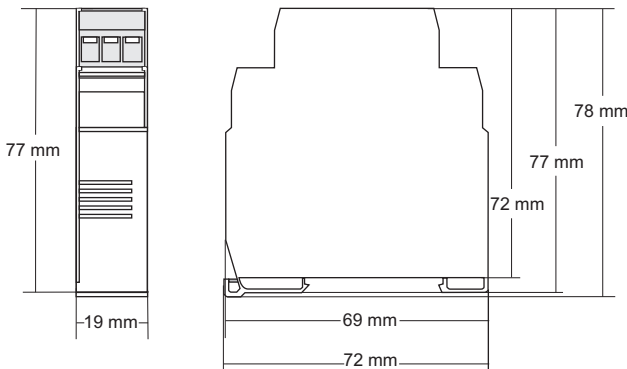
**FEATURES**

- Input/output galvanic isolation
- Models for 1 or 2 channels
- No need for power supply
- Powered from the input loop
- Calibration free. High accuracy

**SPECIFICATIONS**

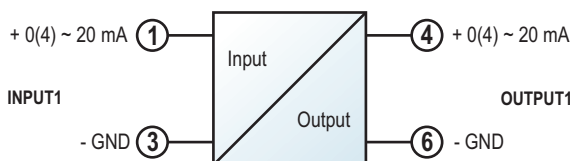
- Input Signal (INPUT): 0 to 20 mA; 4 to 20 mA (check minimum current for proper operation)
- Maximum Input voltage (Vin max.): 32 Vdc
- Voltage Drop (Vdrop): < 3 Vdc
- Output Signal (OUTPUT): 0(4) to 20 mA
- Max. Load (RL): 1450 R
- Accuracy: 0.2 % FS @ 0 a 60 °C / RL= 250 R;  
0.3 % FS @ -20 a 75 °C / RL= 250 R
- Operating current: > 0.1 mA
- Overload: < 40 mA; < 32 Vdc
- Response time: 2 ms @ RL= 250 R
- Isolation: 3000 Vac / 10 s;  
240 Vac continuous
- EMC: EN 61326-1
- Ambient temperature range: -20 to + 75 °C
- Humidity: 20 to 90 % RH
- Protection: IP40
- Wire gauge for connections: 0.14 to 1.5 mm<sup>2</sup>
- Recommended torque: 0.8 Nm
- Terminal blocks injected in Polyamide

**DIMENSIONS**

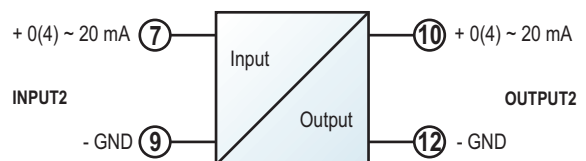


**BLOCK DIAGRAMS**

CHANNEL 1



CHANNEL 2



C  
 LOOP-POWERED ISOLATORS